THE SHERWOOD DOWSER

Mave Marian, The Sherwood Dowser

ADVENTURES OF A SHERWOOD DOWSER – INITIATION

BREATHING THE COLOURS OF SHERWOOD

In 2012 a friend and I were inspired to journey around the Sherwood Forest landscape pentagram visiting each tip on subsequent New Moons. We started at Bolsover Castle in January where we connected with a beautiful Cooper Beech tree. We worked our way around the five tips of the pentagram in a clockwise direction visiting a Yew tree at Blyth Priory Church in February, a dying Oak tree near the remains of Woodcoates medieval village in March, a wonderful Sycamore in the grounds of Southwell Minster in April and an Oak at Newstead Abbey in May. We ended at the Major Oak in the centre of the pentagram at the New Moon in June which was also the day before the Summer Solstice.

Nine years on in 2021 I was inspired to do the pilgrimage again, but this time in reverse starting at Newstead Abbey in July and working my way around counter-clockwise. It felt like in 2012 I had walked into a Labyrinth and now I was walking out again.

A week before the Summer Solstice of 2021 I visited the Sherwood Forest that is on show to the tourists. On my mind were the highlights of the last week, the tuition from Maria Wheatley about the esoteric colours of the Sun in an online Egyptian Pendulum Dowsing course I had been attending, a Ridings Dowsers Zoom talk by Adrian Incledon-Webber who had talked us through a meditation to do a rainbow cleansing and protection routine by drawing the colours of the rainbow into our auras one by one, and a talk by Paul Syrett of the Slimbridge Dowsing Group where I was introduced to the concept of a Beacon Tree at the June Earth Energies Zoom meeting.

As I parked up, I wondered what today's lesson would be. Little did I know it would turn out to be an initiation that I would need to undergo before completing this new journey around the pentagram. I got out of the car and grounded myself, feeling that I should do the rainbow cleansing and protection routine that Adrian Incledon-Webber describes at the start of his new book, "Heal Your Home 2". So, I pulled the colour brown through my feet, infused my whole body with it then pushed it out as far as I could, suddenly inspired to let it encompass the entire forest. However, I was stopped from doing the rest of the routine and told to move on.

I crossed the road from the car park and approached the gate by which I felt I should enter the forest. Before entering I stopped and pulled the colour of red ochre through my knees, again expanding it to encompass the whole forest. Now I had permission to pass through the gateway.

I stopped immediately and looked up at a large oak tree on my left surrounded by tall nettles. It was rather grumpy and not happy about all the recent shenanigans which turned out to be the building of a new visitor centre and removal of the old facilities by the RSPB, who now manage the forest, so the area could be reclaimed by nature. I tried to explain that all this was intended to be for the benefit of the forest, but the tree just grumbled about humans meddling with nature and eventually said "Are you going to take a photo of me then or just stand here gossiping all day". Hint taken, dismissed.

I took the photo and walked a little further on to find another splendid Oak on my right. This one was feminine and much more friendly. She explained that she represented the colour frequency of Orange on my walk today. Ah. That meant I had missed the Red. Back to the grumpy tree who then told me he was the gatekeeper but hardly anyone paid him any attention or asked his permission to enter so he had surrounded himself with nettles. I stood there and breathed in the colour frequency of Red through the base of my spine and sent it throughout the forest. I then returned to the second tree. Here I breathed the colour frequency of Orange through my lower abdomen.

A little further on I came upon four Oak trees in a square. These represented the colour frequency of Yellow on today's walk. I greeted each Oak in turn and then stood in the middle of them and breathed the colour frequency of Yellow through my upper abdomen.

The Green heart centre area was a little harder to find and I had to meander off the beaten track to a small glade where two ancient Oak trees stood amongst other younger trees. Here I breathed in the colour frequency of Green though my chest, let it permeate my entire body then breathed it outwards throughout the forest. On my way back to the main track was a smaller glade where I was inspired to breathe the colour frequency of Aquamarine (cyan) which, according to Adrian Incledon-Webber, resonates with the thymus area located between the heart and throat.

Next in the electromagnetic colour spectrum is the colour Blue which is traditionally associated with the throat area. The place on my walk where I felt inspired to breath the colour frequency of Blue turned out the place where two paths crossed. At a ancient oak that overlooked this crossing I breathed in the colour Blue then breathed it outwards to cleanse and protect the whole forest.

The next colour, Indigo, involved another detour. This time to an ancient Oak whose inside had been hollowed out by time. I was invited to step inside and looked up to see daylight above me. I realised this was a portal through which nature spirits and elementals could access the forest and was asked to open it to let more of them through as the forest was in dire need of them. I did as I was asked, firmly closed the portal and stepped back out of the tree, this time to breath the colour frequency of Indigo.

Now to find the final destination of my walk. The place where I would sit and breathe the colour frequency of Violet before retracing my steps back to the car. No prizes for guessing this one. It was the Major Oak, said to be Robin Hood's tree, the Guardian of the Sherwood Forest pentagram, the Mother tree of the forest and the reason most tourists make pilgrimages to this part of Sherwood. Once known as the Queen Oak, this old lady of the forest is still an imposing sight despite her branches being propped up by metal posts, holes in her trunk patched with fibreglass and an ice cream van pumping diesel fumes right at her. A local 18th Century antiquarian, Major Hayman Rooke, used to sit beneath her for hours and was inspired to find many of the important sites in the area. After his death the tree was re-named in his honour, the Queen became the Major, the feminine was usurped by the masculine. Today, her canopy spans a diameter of around 28 metres with the girth of her trunk measuring 10 metres and the roots extending to 4 times the width of the canopy, connecting with those of the surrounding trees allowing her to nurture her offspring through a vast underground network of roots and fungi.

I bade this wonderful tree farewell and retraced my steps as if walking back out of a labyrinth. An unexpected yet beautiful experience. That afternoon I returned to nearby Creswell Crags, a limestone gorge of caves that date back to the ice age and were re-discovered by Major Hayman Rooke, perhaps inspired by the wisdom imparted to him whilst meditating under the Queen Oak. Here I was allowed to purchase the rainbow tree pendant that I had seen a few days previously but had been told I was not ready for at that time – a gift from the forest and a symbol of my having now completed the first part of my rainbow tree initiation.

A week later, on the day of the Summer Solstice I returned and repeated the walk. This time instead of breathing the colours I stood below a overhanging bough of each of the oaks and felt the colour frequency being beamed into my body as if the trees were acknowledging the healing I had given to them a week ago by breathing the same colours into me one by one. After reaching the Major Oak I walked for around a mile down a straight path signposted "Robin Hood Way" until I reached an Oak known as 'The Centre Tree'. This is the Beacon Tree of Sherwood Forest and broadcasts energy over a large radius in a similar way to how mobile phone masts broadcast phone signals. I collected some twigs and leaves that the tree had dropped on the ground and made a mandala in the shape of a pentagram. I then sat with my back against it's trunk throughout the Solar Noon period when the Sun was at its highest altitude of the whole year and felt it's blue and green healing rays being collected by the tree and distributed throughout the entire forest in much the same way I had breathed these colours throughout the forest on my previous visit.

The following images illustrate my journey of initiation through the forest:

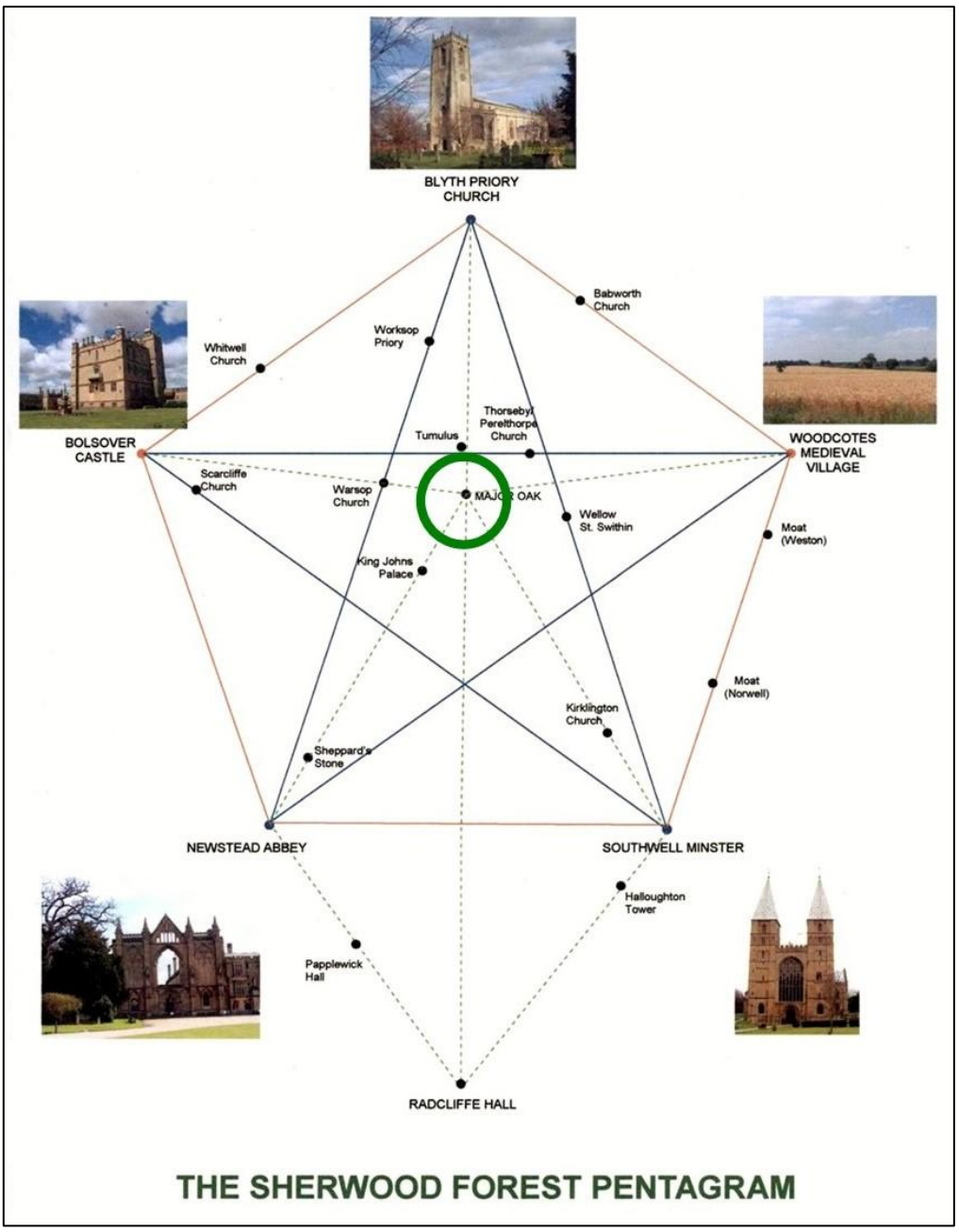

IMAGE 1 – The Sherwood Forest Pentagram with Bolsover Castle in the west, Blyth Priory Church in the north, Woodcoates deserted medieval village in the east, Southwell Minster in the south-east and Newstead Abbey in the south-west. The green circle shows the location of The Major Oak, which is right at the centre of the pentagram.

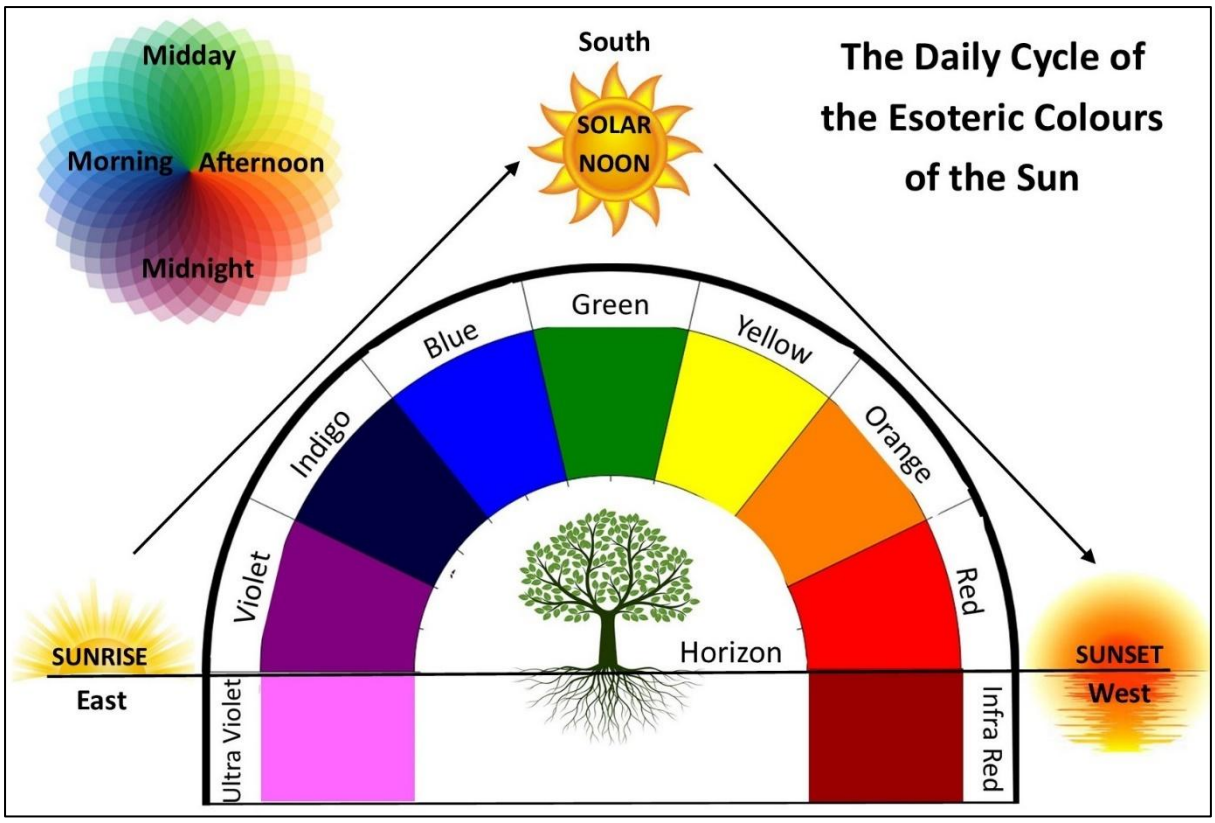

IMAGE 2 – The Esoteric Colours of the Sun are the colour frequencies emitted by the rays of the Sun throughout the day which equate to those of the rainbow (electromagnetic spectrum). Between Civil Dawn (about 40 minutes before Sunrise when the Sun is 6 degrees below the horizon) and Sunrise the Sun starts to give out Ultra-Violet rays. Throughout the morning as the Sun climbs in altitude in the sky the rays gradually change from Violet to Indigo to Blue. Solar Noon is the time when the Sun reaches its highest altitude of the day and is due South when viewed from the Northern hemisphere. Immediately after Solar Noon the Sun starts to reduce in altitude and give out Green rays which gradually turn to Yellow and Orange as the afternoon progresses and the Sun descends towards the horizon. The rays become Red around 15-20 minutes before Sunset. Between Sunset and Civil Dusk (around 40 minutes after Sunset when the sun is 6 degrees below the horizon again) the rays are Infra-Red.

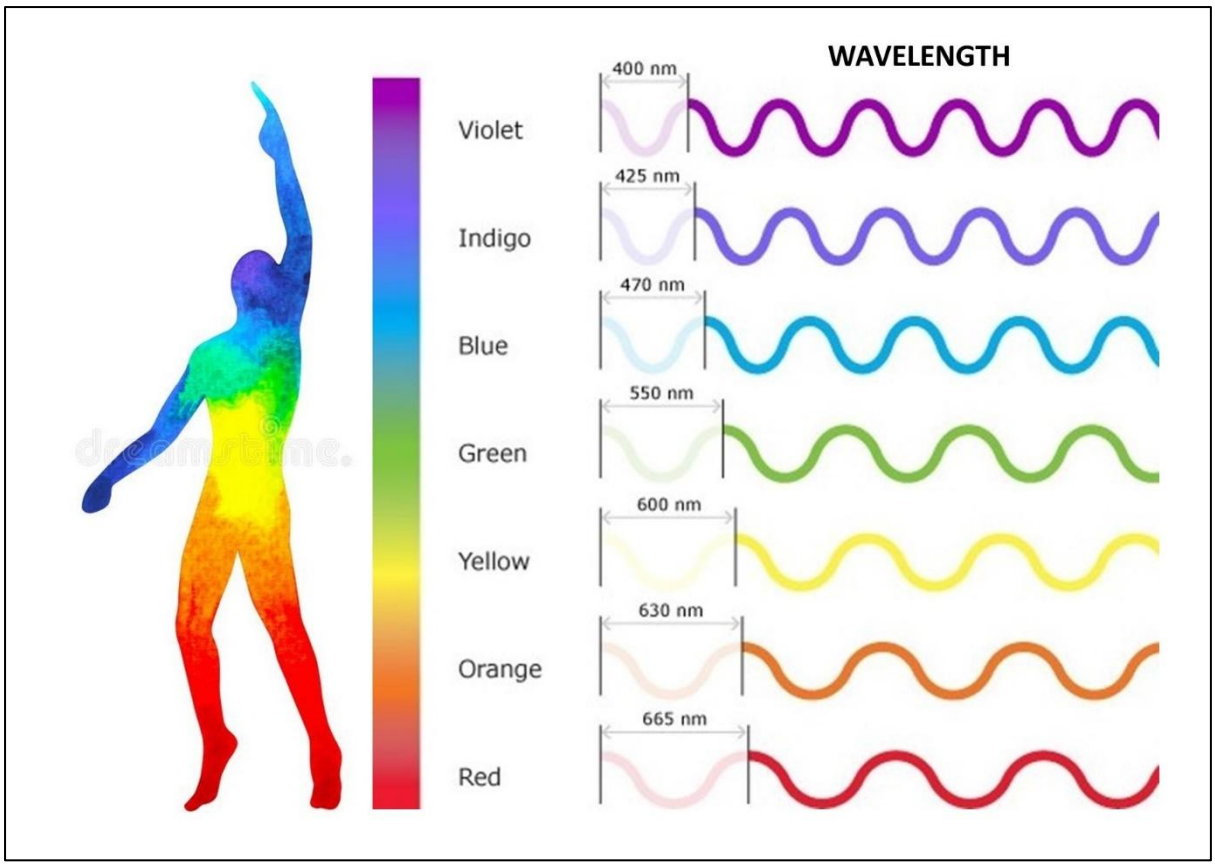

IMAGE 3 – Just as the colours of the rainbow (electromagnetic spectrum of light) equate to the rays of the Sun in the daily Solar cycle, so they equate to the parts of the human body. The colour frequencies at ground level (nearest the earth) have the longest wavelength (the wiggles on the right on the diagram) and those at the top of the head (nearest the cosmos) have the shortest wavelength. They gradually progress upwards from Brown at the feet, to Red Ochre at the knees, Red at the base of the spine, Orange at the lower abdomen, Yellow at the upper abdomen, Green at chest level, Blue around the neck and shoulders, Indigo at the forehead to Violet at the top of the head. These are the same as the colours that are associated with the esoteric concept of 'chakras'.

IMAGE 4 - Walking through the forest I imagined myself as a tree - the base of my spine was at ground level, my legs were the tap roots, my feet the lateral roots and my toes were the root hairs. My spine was my trunk, my skin the bark and the water in my body was the sap. My arms were the branches, my fingers the twigs and my fingernails were the leaves. I raised my arms above my head to form a large crown around my head and felt at one with the trees.

IMAGE 4 – This Oak tree stretching its boughs over the gate to the route I intended to take into the forest told me it was a 'Gatekeeper' tree and it resonated with the colour Red on today's journey.

In esoteric traditions Kundalini energy is said to rise from the base of the spine right up to the crown of the head in the form of a caduceus when activated. The centres of energy created between the loops of the caduceus when this happens are known as 'chakras'. The lower of these 7 main chakra points at the base of the spine is known as the 'Root Chakra' and resonates with the colour frequency of Red.

IMAGE 5 – This Oak Tree was at the next gateway on my journey today. It dowsed as having strong feminine qualities and told me it resonated with the colour Orange. I stood beneath it and breathed the colour Orange.

The 'chakra' point that is said to be located at the lower abdomen and associated with the colour Orange is known in esoteric traditions as the 'Naval chakra' or 'Sacral chakra' Meditating on this I realised that I was standing under a feminine tree whilst breathing energy into the area of the body where a woman would carry an unborn child and nurture it through an umbilical cord attached to its naval, thus making this the most sacred (sacral) place on the female body.

IMAGE 6 – I now understood that I was being guided through the forest on a sort of pilgrimage through a landscape temple. At each subsequent stop I breathed in a slightly higher vibration colour than at the previous one and the chi or kundalini energy raised itself higher in my body as if I were being attuned to each of the esoteric colours of the Sun in turn.

The Yellow gateway turned out to be a group of four Oaks further along the path on the right. I touched each tree in turn and then stood in the middle of them to breathe the colour Yellow through the area of my upper abdomen known as the 'Solar Plexus'.

THE HEART CENTRE GLADE - GREEN

IMAGE 7 – These two ancient oaks represented the colour frequency of Green which lies in the middle of the electromagnetic spectrum and is traditionally associated with the chest area – the heart and lungs. If you look closely, it almost seems as if the branches of the two Oaks are reaching out to each other to form a heart shape.

IMAGE 8 – Here I came to a crossroads with a signpost that reminded me of how the area of our bodies that is traditionally associated with the colour Blue is where our arms join our trunks, just like where the branches of a tree extend from its trunk.

IMAGE 9 – The area of the human body traditionally associated with Indigo is the forehead which equates to what is known as the 'Brow Chakra' or 'Third Eye Chakra'. Esoterically speaking this area is associated with psychic abilities, astral travel, distant communication and remote viewing. The ancient Oak which represented this stage of my journey had been hollowed out by time and turned out to be a portal to other realms or dimensions.

IMAGE 10 – The culmination of my journey through the forest was the Major Oak, previously known as the Queen Oak, which is crowning glory of Sherwood Forest. Here I breathed the colour of Violet. I followed this with the colour frequencies of Silver, Gold and White which form part of Adrian Incledon-Webber's rainbow cleansing and protection routine.

As I sat near this magnificent tree I meditated on the fact that the canopy of a tree is referred to as it's 'Crown' as is the esoteric 'chakra' point (the thousand-petalled lotus) which in Buddhist and Hindu traditions is located at the top of the head, and a wise old woman is referred to as a 'Crone' which is effectively what this tree is – the wise old Crone of Sherwood Forest.

IMAGE 11 -The information board next to the Major Oak and the ice cream van waiting to serve the many tourists who come to take selfies here and sit at the nearby picnic tables.

IMAGE 12 – The rainbow tree pendant I was rewarded with after completing the first part of my initiation with the Oak trees of Sherwood and the esoteric colours of the Sun.

IMAGE 13 – On the day of the Summer Solstice I visited 'The Centre Tree' which is the Beacon Tree of Sherwood Forest and around a mile west of The Major Oak. Its energies go deep underground and high up into the air and it broadcasts cosmo-telluric energy over a radius of several miles.



IMAGE 14 – The Centre Tree appeared to have a rather cheeky face with a long nose that was facing the noon day Sun.

IMAGE 15 – The pentagram shaped mandala that I made while sitting beneath the Sherwood Forest Beacon tree at Solar Noon on the Summer Solstice. I visualised the blue-green energies of the Sun being broadcast throughout the landscape Pentagram to other Beacon trees. I had now completed my initiation and was ready to embark upon my 2021 pilgrimage around the Sherwood Forest pentagram.

Acknowledgements & Links

The Egyptian Pendulum Dowsing course I attended was run online by Maria Wheatley through her Esoteric college https://www.esotericcollege.com/

There is also a chapter on High Frequency Colour Dowsing in Maria Wheatley's book "Divining Ancient Sites: Insights into their creation"

"Heal your Home 2: The bible of geopathic stress and energy healing" is the new book by Adrian Incledon-Webber. It can be purchased through his website https://www.dowsingspirits.co.uk/

Gordon Field is an artist and tree dowser who first came up with the name "Beacon Tree". His blog can be found at https://artisttreedowser.com/

If you are interested in attending the monthly Earth Energies Zoom which takes place from 7pm to 9pm on the 2nd Thursday of every month please contact Chris Tonge at eezoom22@gmail.com so you can be added to the mailing list.